


Anaren High Frequency Chip Resistor



Features:

- RF performance to 17 GHz
- 50 Ω
- 25 mil BeO substrate
- Non-Nichrome Resistive Element
- Terminals: Gold
Palladium Silver(Back side)
- Epoxy Mount
- Wire Bondable
- Tolerance 2%

Electrical Specifications:

	Room (25 °C)		
	Min.	Typ.	Max.
Resistance (Ω)	49	50	51
TCR (ppm / °C)	-300		+300
Power (W)			2.0
Operating Temperature (° C)	-55		150
Frequency Range (GHz)	DC		17
Return Loss (dB)			10

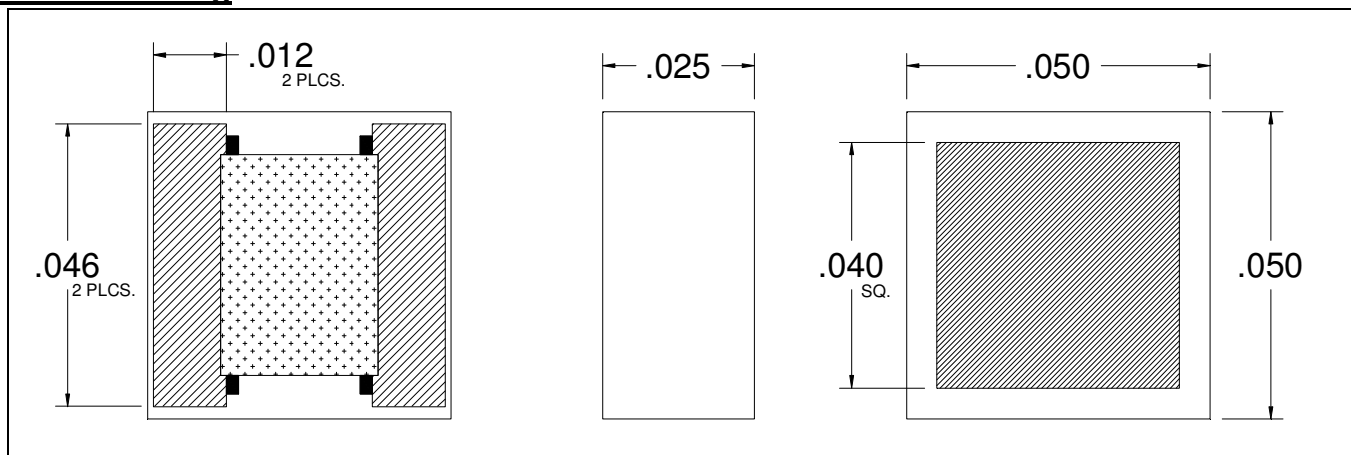
Specifications subject to change with out notice.

Description


- Thick Film chip resistor with thick film gold terminals.
- Gold terminals can be wire bonded.
- The back side of the resistor has a palladium silver isolated pad.
- Base Material is 25 mil BeO.
- Other values available.

Outline Drawing

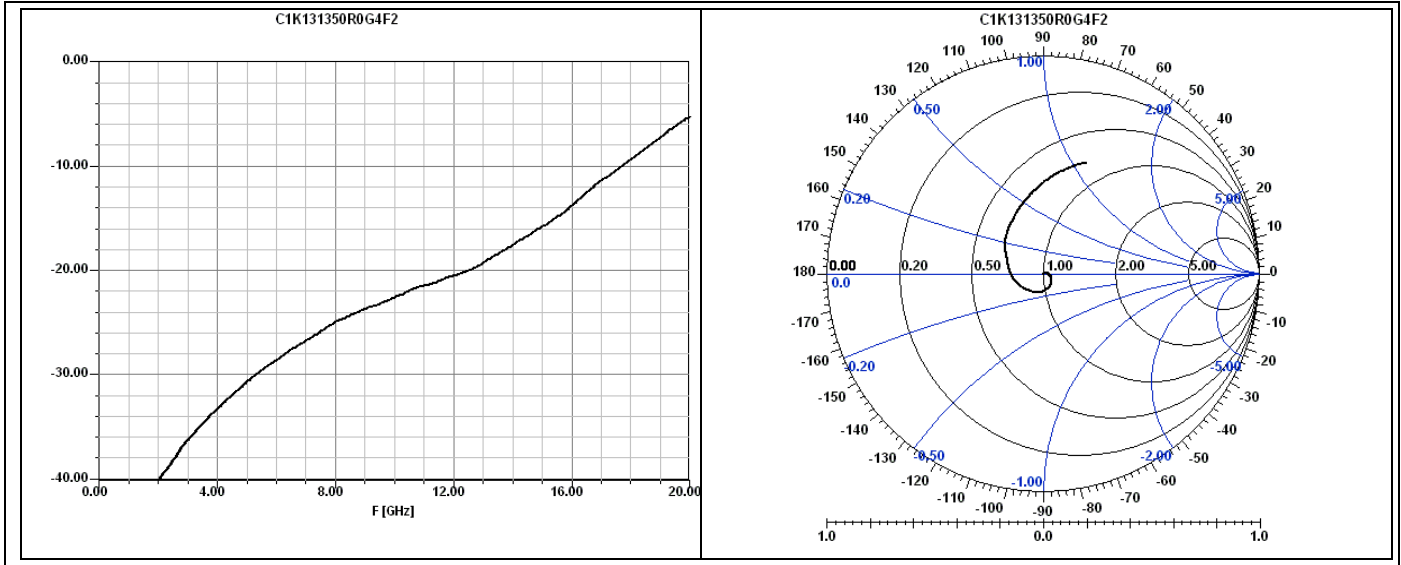
Dimensions shown in inches ±0.002 unless otherwise shown



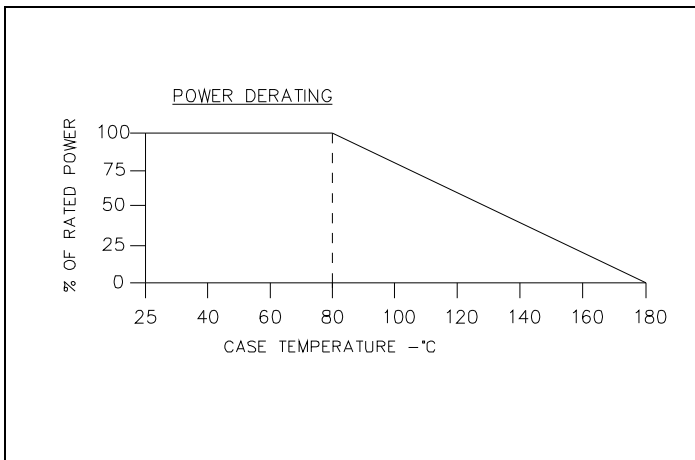
C1K131350R0G4F2 (097) Rev C



Performance Specifications:



Power De-rating:

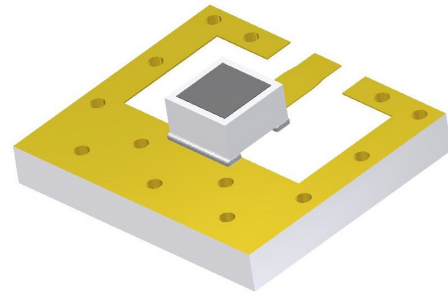


Suggested Mounting:

For best RF performance, mount with epoxy, resistive side down.

For best power performance, epoxy or solder mount with backside pad down

Gold terminals are wire bondable.




Description of Standard Tests as specified by options in Part Number

Parameter	Change in Resistance		Test Method
	Limit	Typical	
Resistance	± 2%	50 Ω	Measurement at 25°C
T.C.R (ppm / °C)	± 300		Measurement at +25°C to -55°C and +25°C to +125°C
Overload (Short Time)	±2%	±0.5%	Rated voltage x 2.5 for 5 seconds
Thermal Shock	±0.5%	±0.3%	-55°C (30 minutes), +125°C (30 minutes), 100 cycles
Life Test	±3%	±1%	70°C ± 2°C, 1000 hours, 1.5 hr ON, 0.5 hr OFF cycle
High Temperature Exposure	±1%	±0.3%	+125°C, 1000 hours +155°C, 1000 hours

C1K131350R0G4F2 (097) Rev C

USA/Canada: (315) 432-8909
Toll Free: (800) 544-2414
Europe: +44 2392-232392

Available on Tape and Reel For Pick and Place Manufacturing.



Anaren
What'll we think of next?™