

# Repeater power supply - MACX MCR-SL-RPSSI-2I - 2924825

Please be informed that the data shown in this PDF Document is generated from our Online Catalog. Please find the complete data in the user's documentation. Our General Terms of Use for Downloads are valid (<http://phoenixcontact.com/download>)




Measuring transducer power supply and input isolating amplifier, HART-transparent. Transfers supplied or active 0/4-20 mA signals from the field galv. isolated to two burdens. Galvanic 4-way isolation, SIL 2 according to IEC 61508, screw connection

## Why buy this product

- ✓ Power supply possible via DIN rail connector
- ✓ Up to SIL 2 according to EN 61508
- ✓ Installation in zone 2, protection type "n" (EN 60079-15) permitted
- ✓ Two electrically isolated 0/4 mA ... 20 mA (active) outputs
- ✓ Bidirectional transmission of digital HART communication signals (both outputs)
- ✓ Plug-in screw or spring-cage connection technology (Push-in technology), with integrated sockets for HART communicators
- ✓ 0/4 ... 20 mA input (powered or not powered)
- ✓ 4-way electrical isolation



## Key Commercial Data

Packing unit	1 STK
GTIN	 4 046356 572040
GTIN	4046356572040

## Technical data

### Note

Utilization restriction	EMC: class A product, see manufacturer's declaration in the download area
-------------------------	---

### Dimensions

Width	12.5 mm
Height	112.5 mm
Depth	114.5 mm

### Ambient conditions

# Repeater power supply - MACX MCR-SL-RPSSI-2I - 2924825

## Technical data

### Ambient conditions

Ambient temperature (operation)	-20 °C ... 60 °C (Any mounting position)
	-20 °C ... 70 °C (any mounting position, module distance# 5 mm, MTBF reduction factor 2.5, not assessed by UL)
Ambient temperature (storage/transport)	-40 °C ... 85 °C
Maximum altitude	≤ 2000 m
Permissible humidity (operation)	10 % ... 95 % (non-condensing)
Noise immunity	EN 61000-6-2

### Input data

Signal input	Repeater power supply operation
Current input signal	4 mA ... 20 mA
Transmitter supply voltage	> 21.5 V (20 mA)
	> 21 V (23 mA)
Underload/overload signal range	0 mA ... 24 mA (Extended transmission range for diagnostics)
Signal input	Signal conditioner operation
Current input signal	0 mA ... 20 mA
	4 mA ... 20 mA
Voltage drop	< 3.9 V (in input isolating amplifier operation)
Underload/overload signal range	0 mA ... 24 mA (Extended transmission range for diagnostics)

### Output data

Signal output	Repeater power supply operation
Current output signal	4 mA ... 20 mA (active)
	0 mA ... 20 mA
Load/output load current output	< 450 Ω (20 mA)
	< 380 Ω (23 mA)
Output ripple	< 20 mV <sub>rms</sub>
Output behavior in the event of an error	0 mA (Cable break in the input)
	≥ 23 mA (Cable short-circuit in the input)
Signal output	Signal conditioner operation
Current output signal	0 mA ... 20 mA (active)
	4 mA ... 20 mA (active)
Load/output load current output	< 450 Ω (20 mA)
	< 380 Ω (23 mA)
Output ripple	< 20 mV <sub>rms</sub>
Output behavior in the event of an error	0 mA (Cable break in the input)
	0 mA (Cable short-circuit in the input)

### Power supply

Designation	Repeater power supply operation
Nominal supply voltage	24 V DC
Supply voltage range	19.2 V DC ... 30 V DC (24 V DC -20%...+25%)
Max. current consumption	< 75 mA (24 V DC / 20 mA)

# Repeater power supply - MACX MCR-SL-RPSSI-2I - 2924825

## Technical data

### Power supply

Power dissipation	< 1.45 W (24 V DC / 20 mA)
Designation	Signal conditioner operation
Nominal supply voltage range	19.2 V DC ... 30 V DC (24 V DC -20%...+25%)
Max. current consumption	< 46 mA (24 V DC / 20 mA)
Power dissipation	< 1.2 W (24 V DC / 20 mA)

### Connection data

Conductor cross section solid min.	0.2 mm <sup>2</sup>
Conductor cross section solid max.	2.5 mm <sup>2</sup>
Conductor cross section flexible min.	0.2 mm <sup>2</sup>
Conductor cross section flexible max.	2.5 mm <sup>2</sup>
Conductor cross section AWG min.	24
Conductor cross section AWG max.	14
Stripping length	7 mm
Screw thread	M3
Connection method	Screw connection
Tightening torque, min	0.5 Nm
Tightening torque max	0.6 Nm

### General

No. of channels	1
Maximum transmission error	< 0.1 % (of final value)
Transmission error, typical	< 0.05 % (of final value)
Maximum temperature coefficient	< 0.01 %/K
Step response (10-90%)	1.3 ms (for jump 4 mA ... 20 mA, typical)
Status display	Green LED (PWR supply voltage)
Flammability rating according to UL 94	V0
Electromagnetic compatibility	Conformance with EMC directive
Interference emission	EN 61000-6-4
Housing material	PA 6.6-FR
Color	green
Designation	Input/output/power supply
Electrical isolation	300 V <sub>rms</sub> (Rated insulation voltage (overvoltage category II; degree of pollution 2, safe isolation as per EN 61010-1))
	2.5 kV (50 Hz, 1 min., test voltage)
Designation	Output 1/output 2
Electrical isolation	1.5 kV AC (50 Hz, 1 min., test voltage)
Conformance	CE-compliant, additionally EN 61326-1
ATEX	# II 3 G Ex nA IIC T4 Gc X
UL, USA/Canada	UL 61010 Listed
	Class I, Div. 2, Groups A, B, C, D T4
	Class I, Zone 2, Group IIC T4

# Repeater power supply - MACX MCR-SL-RPSSI-2I - 2924825

## Technical data

### General

SIL	2
-----	---

### Data communication (bypass)

HART function	Yes
Protocols supported	HART

### EMC data

Designation	Electromagnetic RF field
Standards/regulations	EN 61000-4-3
Typical deviation from the measuring range final value	3 %
Designation	Fast transients (burst)
Standards/regulations	EN 61000-4-4
Typical deviation from the measuring range final value	3 %
Designation	Conducted interferences
Standards/regulations	EN 61000-4-6
Typical deviation from the measuring range final value	3 %

### Standards and Regulations

Electromagnetic compatibility	Conformance with EMC directive
Noise emission	EN 61000-6-4
Designation	Electromagnetic RF field
Standards/regulations	EN 61000-4-3
	EN 61000-4-4
Designation	Conducted interferences
Standards/regulations	EN 61000-4-6
Flammability rating according to UL 94	V0
Conformance	CE-compliant, additionally EN 61326-1
ATEX	# II 3 G Ex nA IIC T4 Gc X
UL, USA/Canada	UL 61010 Listed
	Class I, Div. 2, Groups A, B, C, D T4
	Class I, Zone 2, Group IIC T4

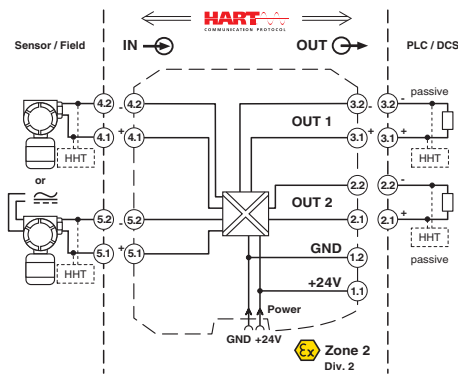
### Environmental Product Compliance

REACH SVHC	Lead 7439-92-1
China RoHS	Environmentally Friendly Use Period = 50
	For details about hazardous substances go to tab "Downloads", Category "Manufacturer's declaration"

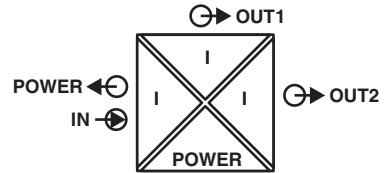
## Drawings

# Repeater power supply - MACX MCR-SL-RPSSI-2I - 2924825

Block diagram



Pictogram



## Approvals

### Approvals

Approvals

Functional Safety / UL Listed / cUL Listed / GL / EAC / cULus Listed

Ex Approvals

UL Listed / cUL Listed / ATEX / cULus Listed

### Approval details

Functional Safety		BVS PB 13/10
UL Listed		<a href="http://database.ul.com/cgi-bin/XYV/template/LISEXT/1FRAME/index.htm">http://database.ul.com/cgi-bin/XYV/template/LISEXT/1FRAME/index.htm</a> FILE E 330267
cUL Listed		<a href="http://database.ul.com/cgi-bin/XYV/template/LISEXT/1FRAME/index.htm">http://database.ul.com/cgi-bin/XYV/template/LISEXT/1FRAME/index.htm</a> FILE E 330267
GL		<a href="http://exchange.dnv.com/tari/">http://exchange.dnv.com/tari/</a> 11564-14 HH
EAC		EAC-Zulassung

## Repeater power supply - MACX MCR-SL-RPSSI-2I - 2924825

### Approvals

cULus Listed



Phoenix Contact 2018 © - all rights reserved  
<http://www.phoenixcontact.com>

PHOENIX CONTACT GmbH & Co. KG  
Flachsmarktstr. 8  
32825 Blomberg  
Germany  
Tel. +49 5235 300  
Fax +49 5235 3 41200  
<http://www.phoenixcontact.com>