

Customer Information Sheet

DRAWING No.: M22-220XXXX

SHEET 2 OF 2

IF IN DOUBT - ASK

©

NOT TO SCALE

THIRD ANGLE PROJECTION

ALL DIMENSIONS IN mm

SPECIFICATIONS:

MATERIAL:

MOULDING = NYLON 9T, ULV94V-0
CONTACTS = BRASS

FINISH:

45 = GOLD
46 = 100% TIN

ELECTRICAL:

CURRENT RATING = 2A
VOLTAGE RATING = 100V AC/DC
DIELECTRIC WITHSTANDING = 800V AC MIN
INSULATION RESISTANCE = 1,000MΩ MIN

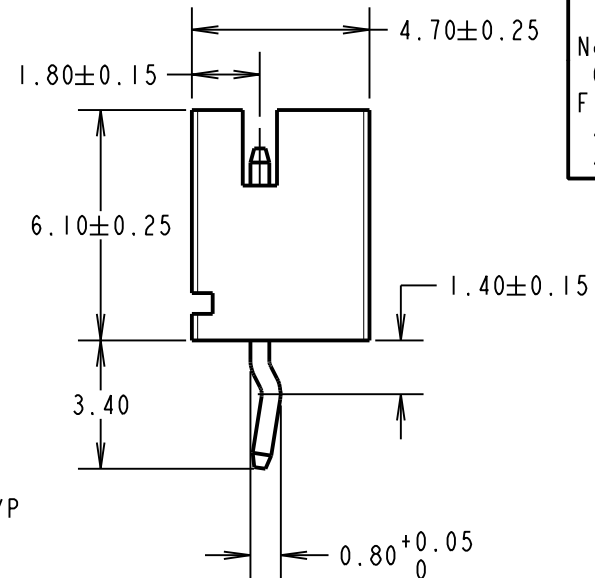
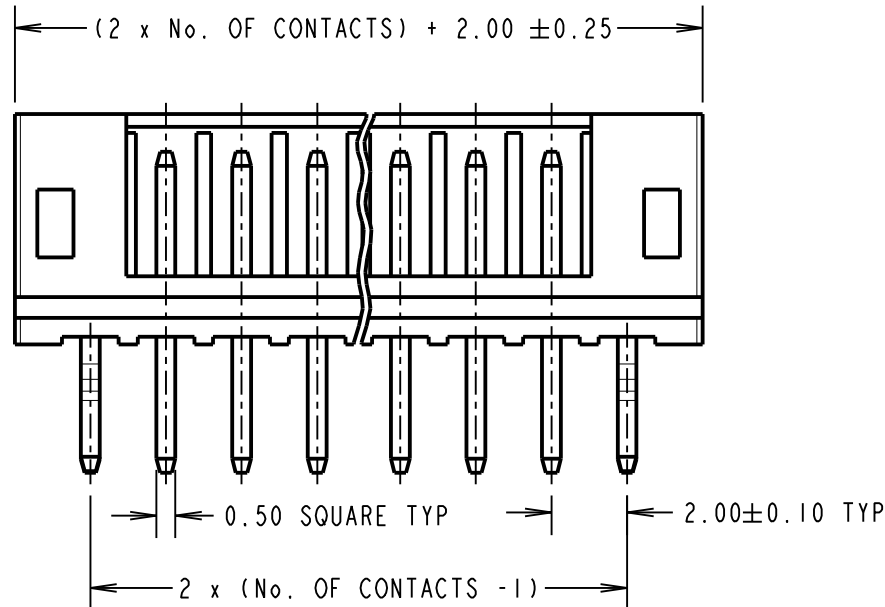
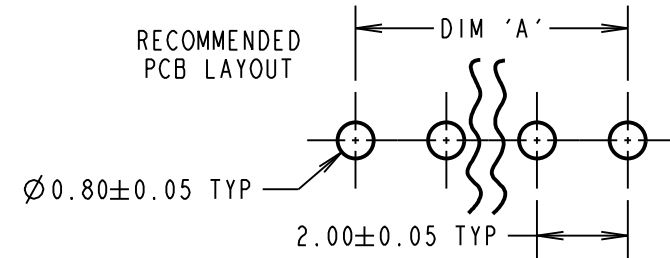
ENVIRONMENTAL:

TEMPRETURE RANGE = -25°C TO +85°C
FOR COMPLETE SPECIFICATION, SEE COMPONENT SPECIFICATION CO18XX (LATEST ISSUE)

NOTES:

1. ALL TOLERANCES ARE ±0.20 UNLESS SOTHERWISE STATED.

RECOMMENDED PCB LAYOUT



ORDER CODE:	
M22-220XXXX	
No. OF CONTACTS:	02 TO 08
FINISH:	45 = GOLD 46 = 100% TIN

MSP	12	15.06.15	12803
NAME	ISS.	DATE	C/NOTE
APPROVED: M.PERREN			
CHECKED: S.BENNETT			
DRAWN: M.PERREN			
CUSTOMER REF.:			
ASSEMBLY DRG:			

HARWIN

www.harwin.com
technical@harwin.com

THIS DRAWING AND ANY INFORMATION OR DESCRIPTIVE MATTER SET OUT HEREON ARE CONFIDENTIAL AND COPYRIGHT PROPERTY OF THE HARWIN GROUP AND MUST NOT BE DISCLOSED, LOANED, COPIED OR USED FOR MANUFACTURING, TENDERING OR FOR ANY OTHER PURPOSE WITHOUT THEIR WRITTEN PERMISSION.

TOLERANCES
~~X = ±1mm
X.X = ±0.50mm
X.XX = ±0.10mm
X.XXX = ±0.01mm
ANGLES = ±5°
UNLESS STATED~~

MATERIAL:
SEE ABOVE
FINISH: SEE ABOVE
S/AREA: mm²

TITLE:
2mm VERTICAL SHROUDED PIN HEADER
DRAWING NUMBER:
M22-220XXXX
SHT 2 OF 2