

Debug with Confidence

40 MHz – 300 MHz



Key Specifications

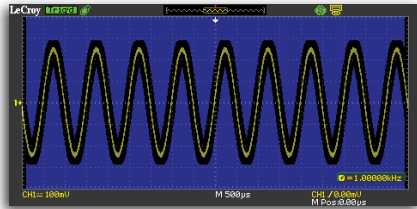
Bandwidth	40 MHz, 60 MHz, 70 MHz, 100 MHz, 200 MHz, 300 MHz
Channels	2 or 4
Memory	up to 1 Mpts/Ch (2 Mpts interleaved)
Sample Rate	up to 2 GS/s
Display	7" Bright Color Wide Display
Connectivity	USB Host, USB Device, LAN

Tools for Improved Debugging

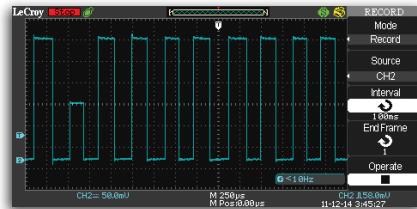
- **Long Capture** – 1 Mpts/Ch and 2 Mpts interleaved to capture more time and show more waveform details
- **Math and Measure** – 4 basic math functions plus FFT and 32 automatic measurement parameters
- **Connectivity** – USB for mass storage, printing and PC control plus LAN for fast data transfer
- **Pass/Fail Testing** – quickly identify failing devices and when failures occur
- **Large Internal Storage** – save 20 waveforms and 20 setups to the internal WaveAce memory
- **Waveform Sequence Recorder** – record and play back up to 2,500 waveforms

For more information, please contact:

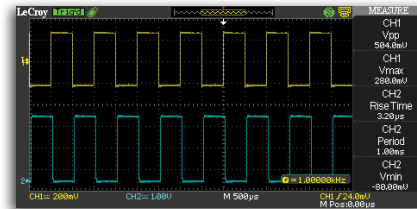




Pass/Fail mask testing can quickly identify problems.



Capture and replay a sequence of up to 2,500 waveforms to isolate that runt or glitch which is causing problems in your system.



32 parameters for making vertical, horizontal and delay measurements.



Ordering Information

Model	Bandwidth	Channel	Memory (per Ch / interleaved)	Sample Rate (per Ch / interleaved)
WaveAce 1001	40 MHz	2	1 Mpts / 2 Mpts	500 MS/s / 1 GS/s
WaveAce 1002	60 MHz	2	1 Mpts / 2 Mpts	500 MS/s / 1 GS/s
WaveAce 1012	100 MHz	2	1 Mpts / 2 Mpts	500 MS/s / 1 GS/s
WaveAce 2002	70 MHz	2	12 kpts / 24 kpts	1 GS/s / 2 GS/s
WaveAce 2004	70 MHz	4	12 kpts / 24 kpts	1 GS/s / 2 GS/s
WaveAce 2012	100 MHz	2	12 kpts / 24 kpts	1 GS/s / 2 GS/s
WaveAce 2014	100 MHz	4	12 kpts / 24 kpts	1 GS/s / 2 GS/s
WaveAce 2022	200 MHz	2	12 kpts / 24 kpts	1 GS/s / 2 GS/s
WaveAce 2024	200 MHz	4	12 kpts / 24 kpts	1 GS/s / 2 GS/s
WaveAce 2032	300 MHz	2	12 kpts / 24 kpts	1 GS/s / 2 GS/s
WaveAce 2034	300 MHz	4	12 kpts / 24 kpts	1 GS/s / 2 GS/s

Standard Configuration

One passive probe per channel – 10x/1x Switchable
 Getting Started Manual
 USB Cable for use with WaveStudio
 Calibration and Performance Verification Certificate
 3-year Warranty
 Multi-language User Interface
 Power Cord

Recommended Probes

Differential
 AP031 700 V, 15 MHz High-Voltage Differential Probe (÷10, ÷100)

High-Voltage
 PPE1.2KV 10:1/100:1 200/300 MHz 50 MΩ High-Voltage Probe 600 V/1.2 kV Max. Volt. DC
 PPE2KV 100:1 400 MHz 50 MΩ 2 kV High-Voltage Probe
 PPE4KV 100:1 400 MHz 50 MΩ 4 kV High-Voltage Probe
 PPE5KV 1000:1 400 MHz 50 MΩ 5 kV High-Voltage Probe
 PPE6KV 1000:1 400 MHz 50 MΩ 6 kV High-Voltage Probe
 PPE20KV 1000:1 100 MHz 50 MΩ High-Voltage Probe 20 kV Max. Volt. DC + 40 kV Peak AC

Excellent Performance

- 40, 60, 70, 100, 200 and 300 MHz bandwidths
- 2 GS/s maximum sample rate
- Up to 1 Mpts/Ch memory, 2 Mpts interleaved

Great Connectivity

- USB host port for mass storage
- USB device port for printing and PC control
- LAN port on all WaveAce 2000 oscilloscopes

Smart Capabilities

- Averaging, Peak Detect and Equivalent Time
- Advanced Triggering
- Digital Filtering
- Built-in Help
- Multi-Language User Interface